




Financial Update Q1 FY 2024-25

Agenda

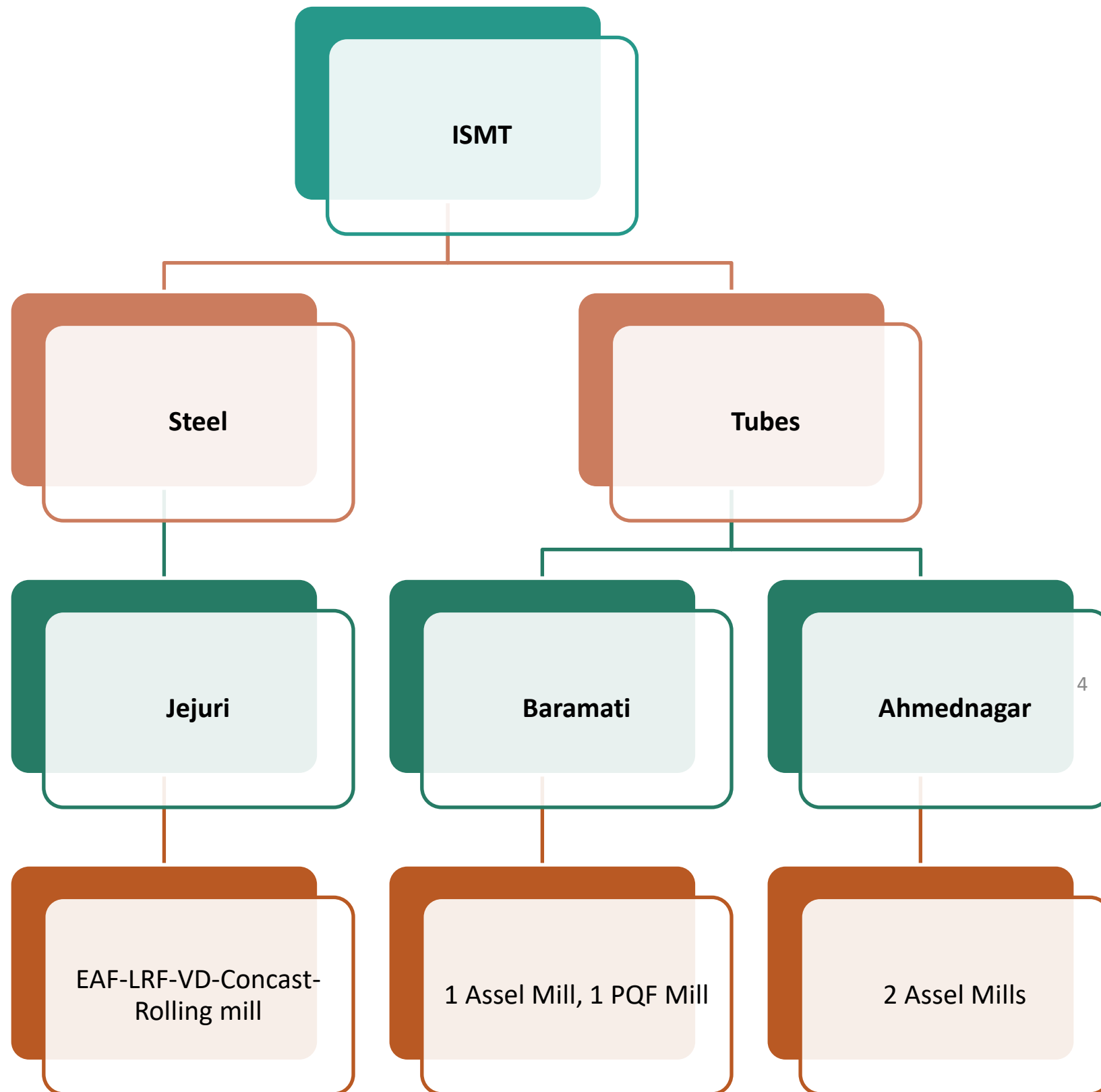
- ISMT Overview
- Manufacturing Facilities
- Financial Update
 - P&L Highlights- Quarterly
 - Volume and Sales - Quarterly
 - Ratios - Standalone
 - P&L Standalone
 - P&L Consolidated
- End User Profile





- The largest integrated specialised seamless tube manufacturer in India
- One of the most diversified manufacturers of specialised seamless tubes in the world, producing tubes in the range of 06 to 273 mm OD
- One of the most modern steel alloy plants in India that produces a wide range of alloy steel from 25 to 225 mm diameter

Manufacturing Facilities



~350,000 Ton

**STEEL CAPACITY*
PER ANNUM**

~370,000 Ton

**SEAMLESS TUBES
CAPACITY# PER
ANNUM**

ISMT Advantage

Only Integrated manufacturer of Steel & Tubes in the Asia Pacific region Own steel mill advantages-

- Quick response to changes in steel specification
- Customization & fine tuning of steel intrinsic quality
- Close & real time control on steel parameters
- Flexibility in scheduling & delivery of raw material to tube plant
- Continual improvisation of steel quality

Expertise in manufacturing of Bearing steel & tubes over past 4 decades.

Quick response to customer feed-backs, customer product & process changes

Short delivery cycles

Quality Capacity ahead of demand cycle

*Liquid Metal
Hot mill rolling

Q1 FY 2025 – Key Updates

KFIL ISMT Merger Update

- Hon'ble National Company Law Tribunal (**NCLT**), Mumbai, **sanctioned the Scheme of Arrangement and Merger** between ISMT Limited and Kirloskar Ferrous Industries Limited, along with their respective shareholders on July 24, 2024
- **Record date of August 6, 2024** has been fixed for the purpose of determining the equity shareholders of ISMT Limited

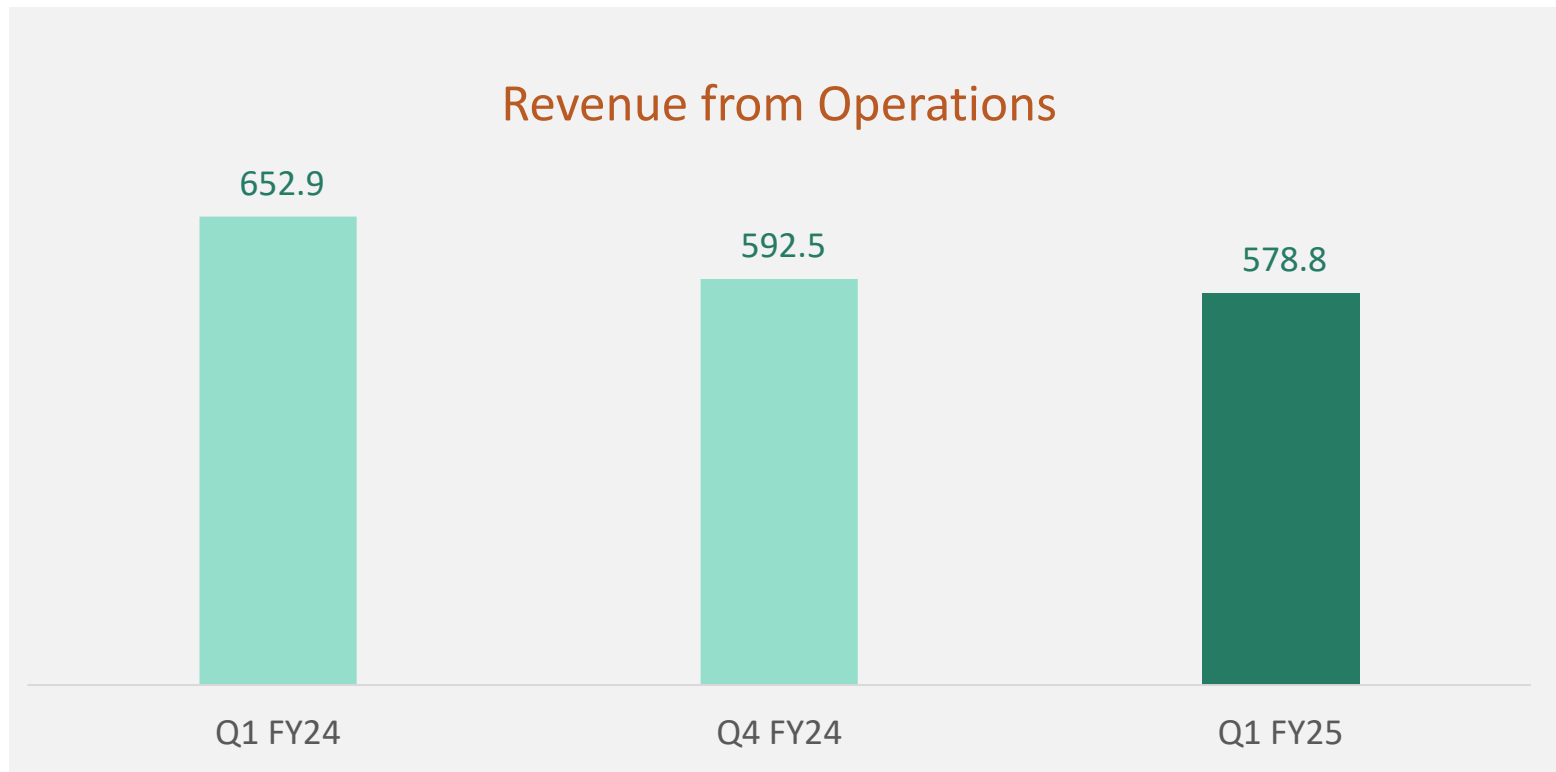
Investment in Green Power

- Commenced operations of **35 MW DC** (out of total project capacity of 70 MW DC) Solar Plant located at Jalna from 1 July 2024

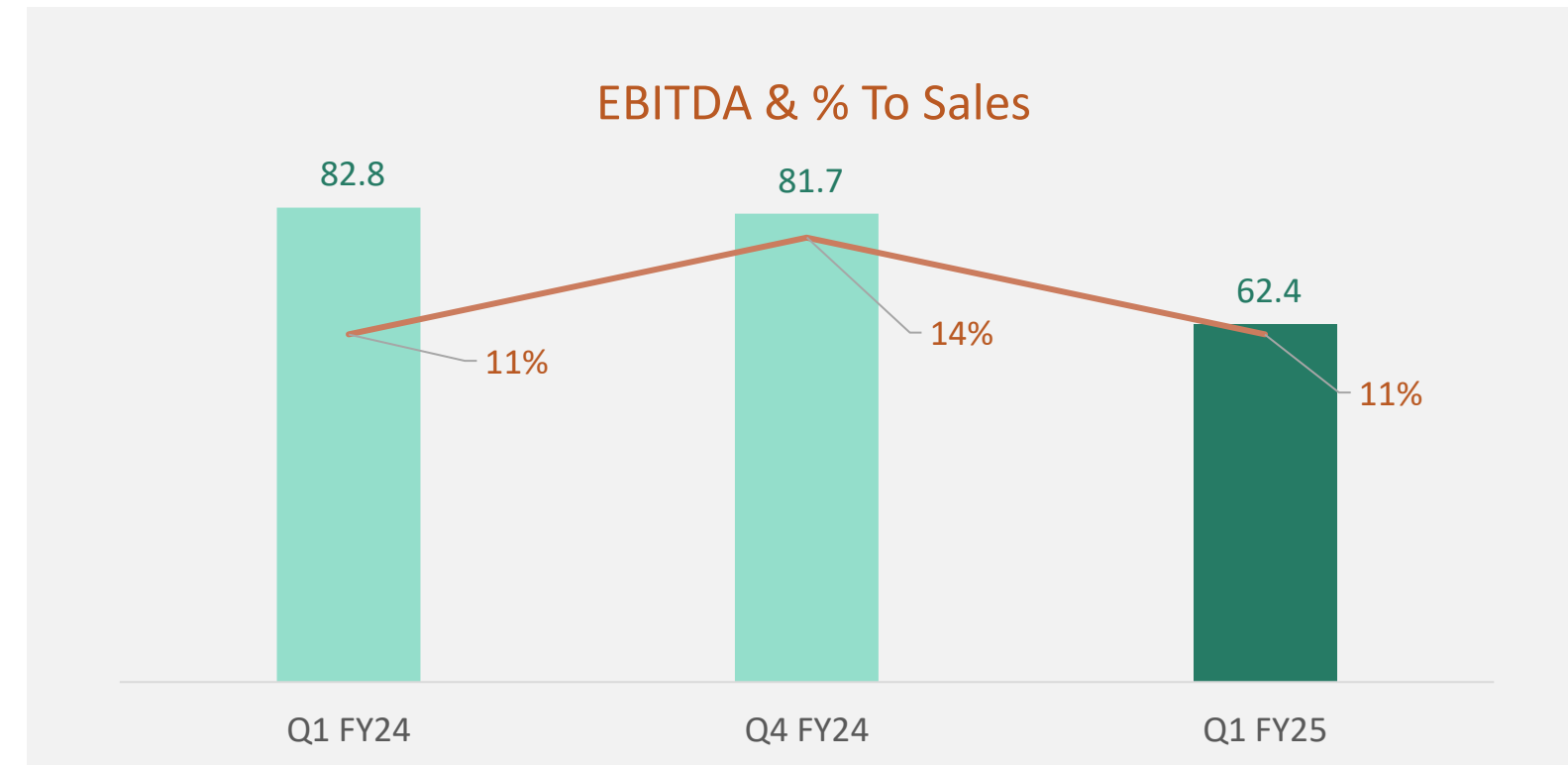
P&L Highlights - Quarterly

All Amounts in Rs. Crore

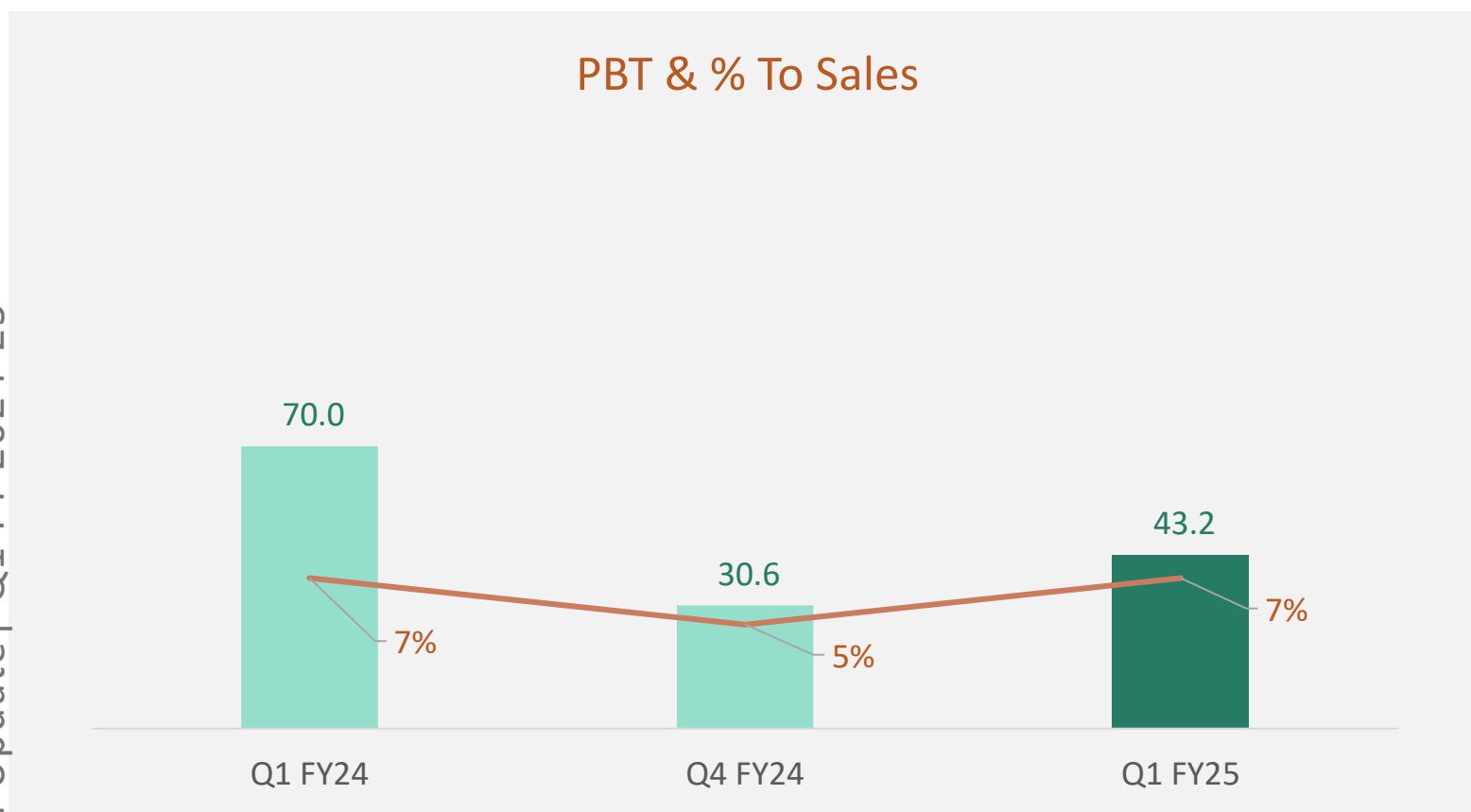
Revenue from Operations



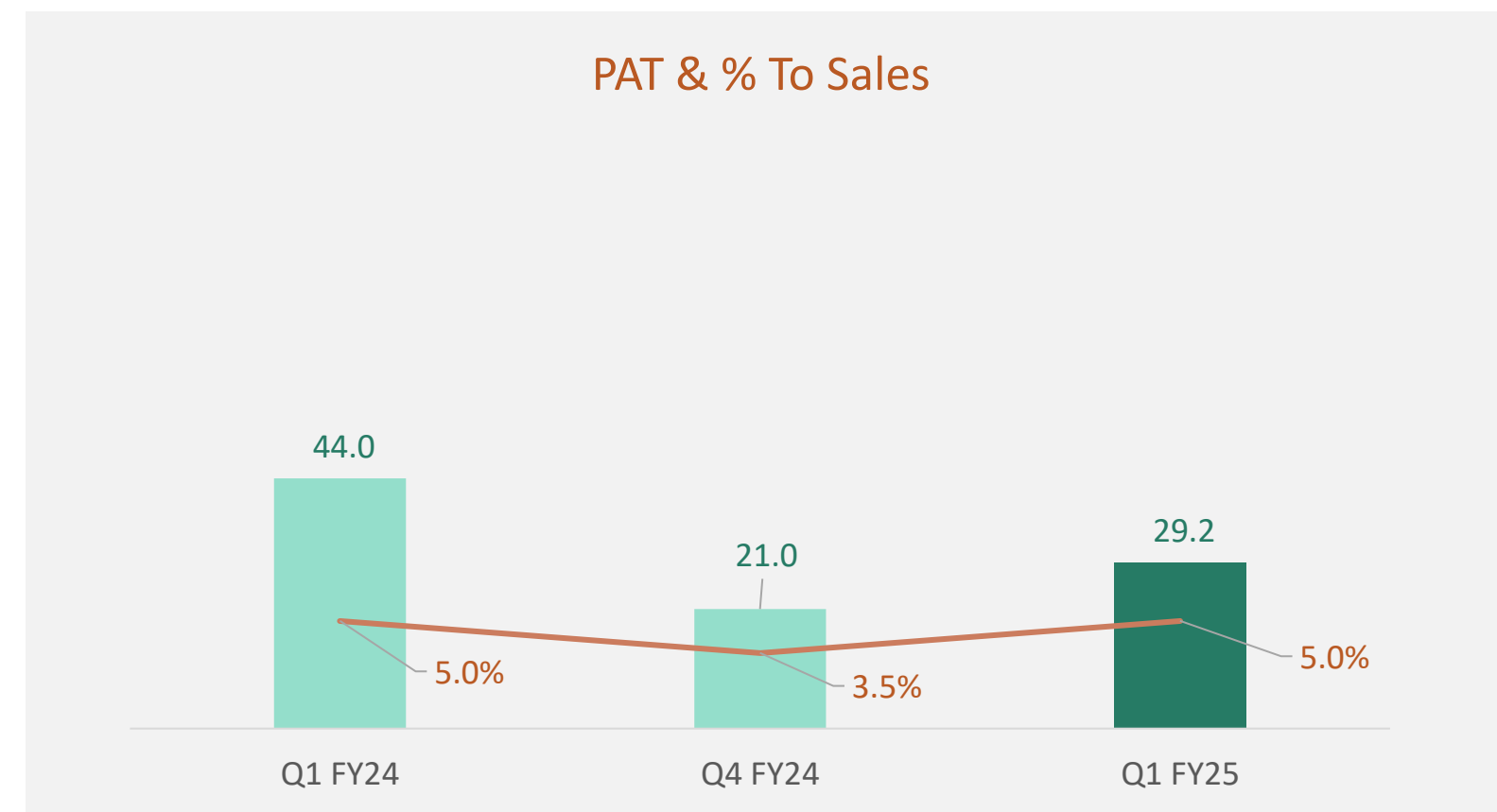
EBITDA & % To Sales



PBT & % To Sales



PAT & % To Sales

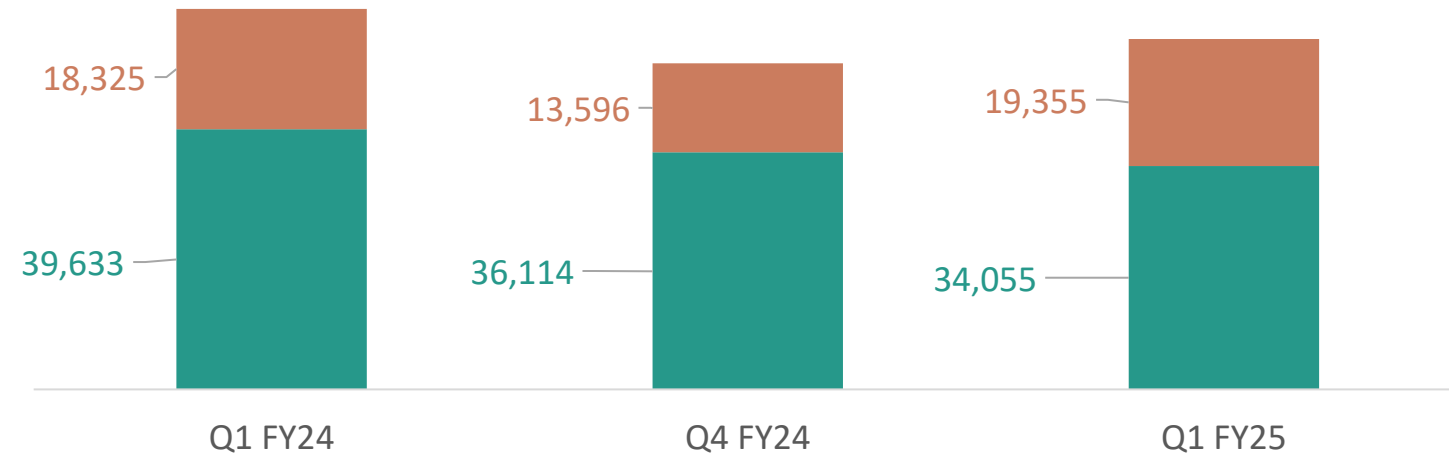


*EBITDA before exceptional Items and excluding Other Income

Volume and Sales Update - Quarterly

Sales in MT

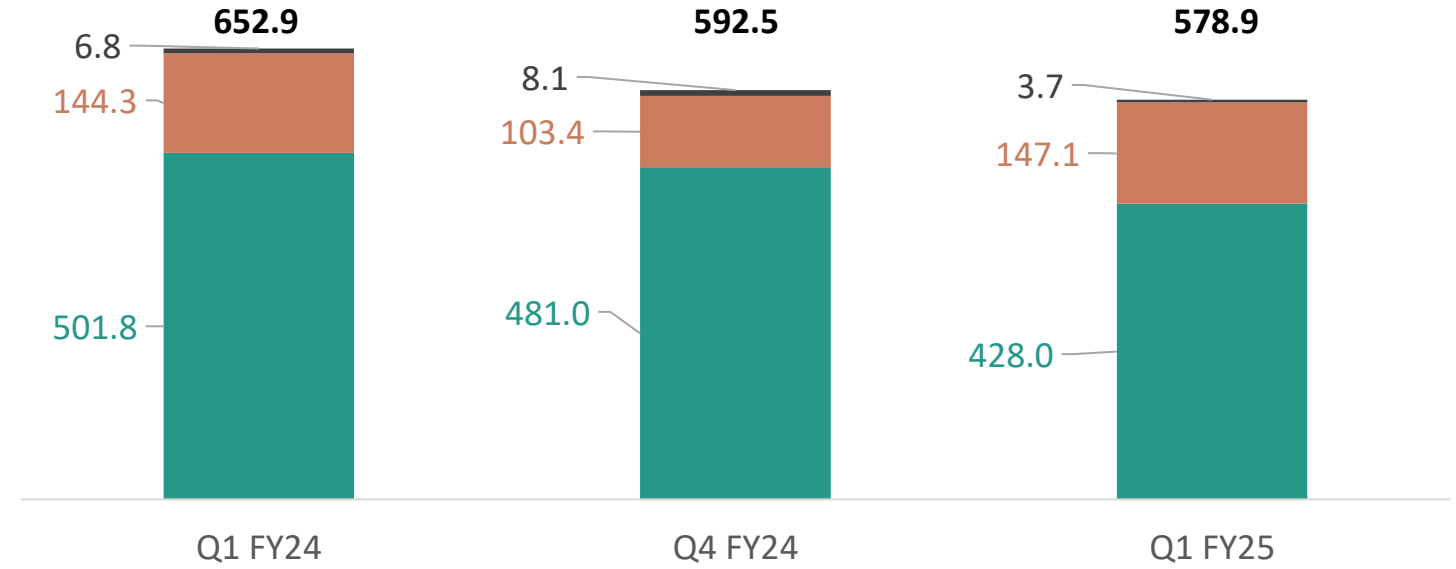
Volume



	Y-o-Y	Q-o-Q
Tubes	-14%	-6%
Steel	6%	42%

Amount in Rs. Crore

Sales



	Y-o-Y	Q-o-Q
Tubes	-15%	-11%
Steel	2%	42%

Sales Realisation - Rs./MT

	Q1FY24	Q4FY24	Q1FY25
Tube	1,26,599	1,33,196	1,25,670
Steel	78,767	76,066	76,001

Ratios - Standalone

Particulars	Quarter ended		
	June 30, 2024	March 31, 2024	June 30, 2023
Material Costs	46.1%	42.9%	50.3%
Power Costs	13.8%	11.7%	11.1%
Employee Benefits Expense	7.7%	7.5%	6.2%
PBT	7.5%	5.2%	10.7%
PAT	5.0%	3.5%	6.7%
EBITDA (excluding Other Income)	10.8%	13.8%	12.7%

*EBITDA before exceptional Items and excluding Other Income

P&L Standalone

All Amounts in Rs. Crore

Particulars	Quarter ended		
	June 30, 2024	March 31, 2024	June 30, 2023
Income			
(a) Revenue From Operations	578.79	592.51	652.92
(b) Other Income	3.26	4.00	3.11
Total Income - (a+b)	582.05	596.51	656.03
Expenses			
(a) Cost of Materials Consumed	309.10	261.30	365.78
(b) Changes in inventories of finished goods, work -in -progress and stock-in-trade	(42.46)	(7.06)	(37.24)
(c) Employee Benefits Expense	44.83	44.36	40.44
(d) Finance Costs	3.31	2.72	3.47
(e) Depreciation	19.20	28.96	12.45
(f) Other Expenses	204.88	212.19	201.14
Total Expenses	538.86	542.47	586.04
Exceptional Items	-	23.47	-
Profit / (Loss) before tax	43.19	30.57	69.99
Profit / (Loss) after tax	29.18	20.98	43.99
EBITDA (excluding Other Income)	62.44	81.72	82.80

*EBITDA before exceptional Items and excluding Other Income

P&L Consolidated

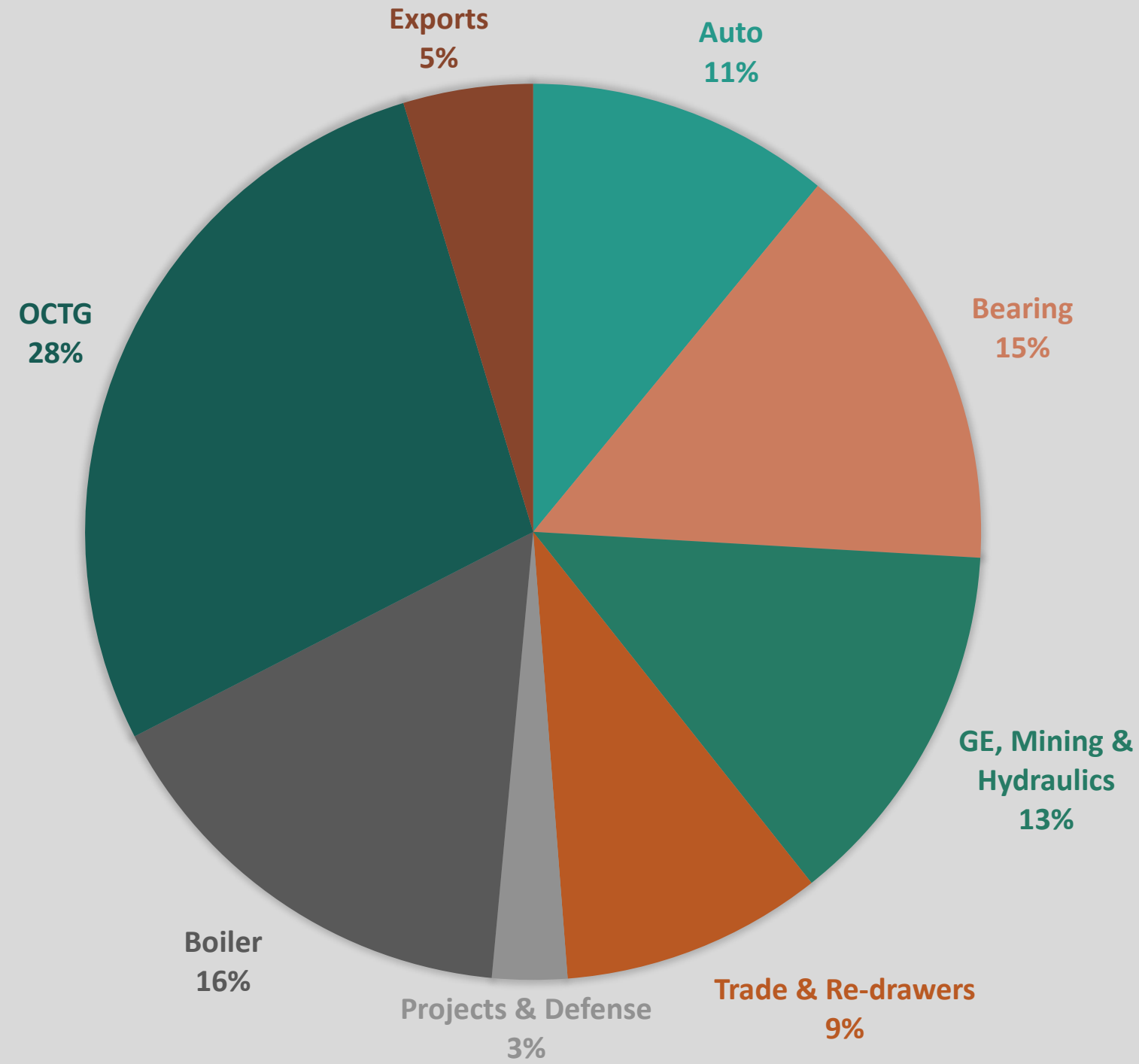
All Amounts in Rs. Crore

Particulars	Quarter ended		
	June 30, 2024	March 31, 2024	June 30, 2023
Income			
(a) Revenue From Operations	578.79	596.11	657.36
(b) Other Income	3.19	2.41	3.11
Total Income - (a+b)	581.98	598.52	660.47
Expenses			
(a) Cost of Materials Consumed	309.10	262.15	367.35
(b) Changes in inventories of finished goods, work -in -progress and stock-in-trade	(42.46)	(6.50)	(35.49)
(c) Employee Benefits Expense	44.84	44.73	42.48
(d) Finance Costs	3.31	2.74	3.62
(e) Depreciation	19.20	29.05	12.73
(f) Other Expenses	204.85	229.85	203.11
Total Expenses	538.84	562.02	593.80
Exceptional Items	-	7.49	-
Profit / (Loss) before tax	43.14	29.01	66.67
Profit / (Loss) after tax	29.13	19.41	40.67
EBITDA (excluding Other Income)	62.46	65.88	79.91

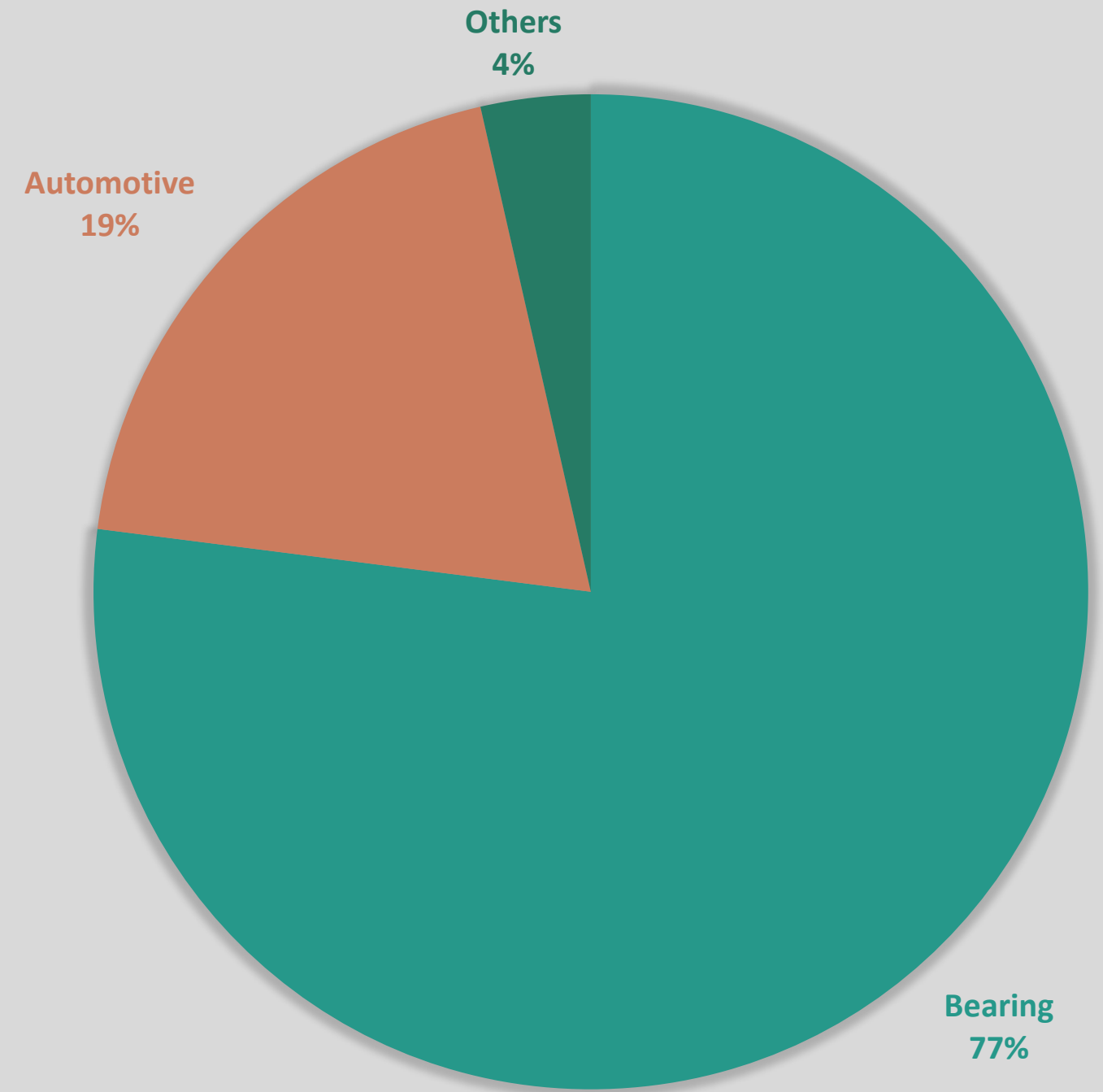
*EBITDA before exceptional Items and excluding Other Income

End User Profile

Tubes



Steel



For FY 2023-24 Standalone

Thank you!

